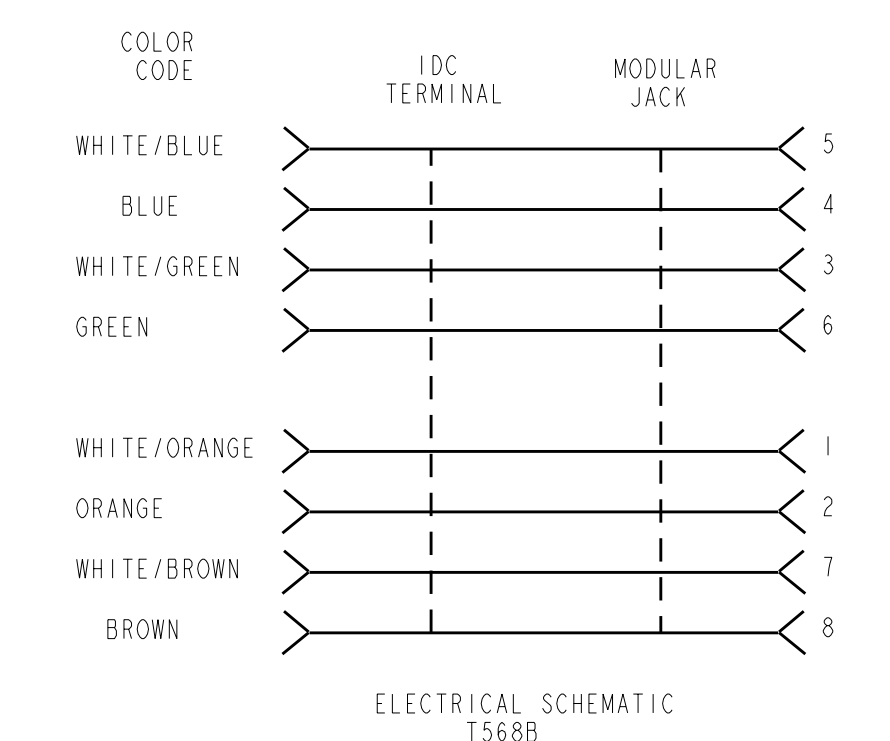
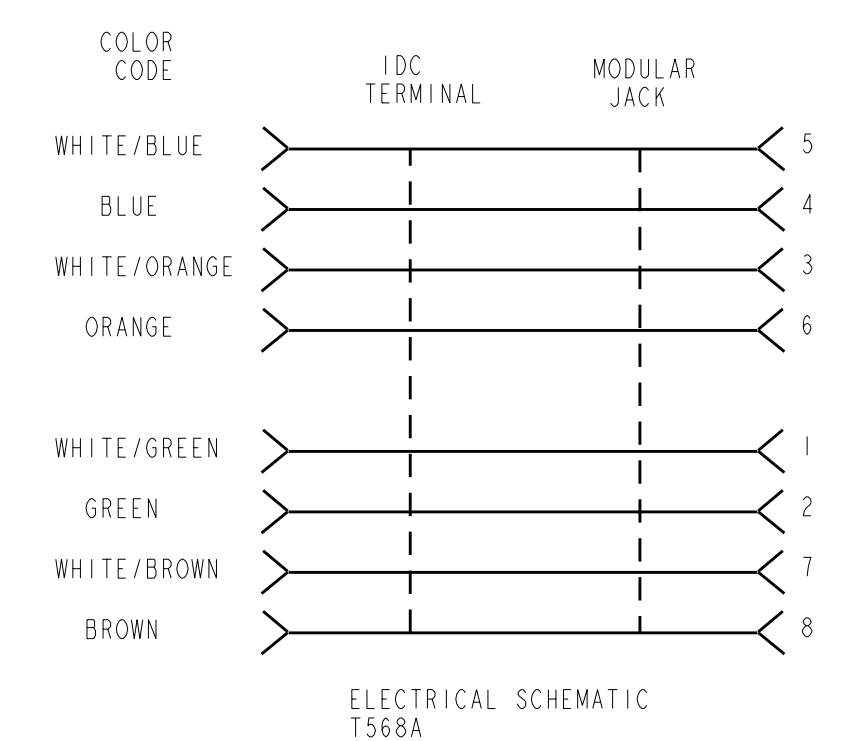
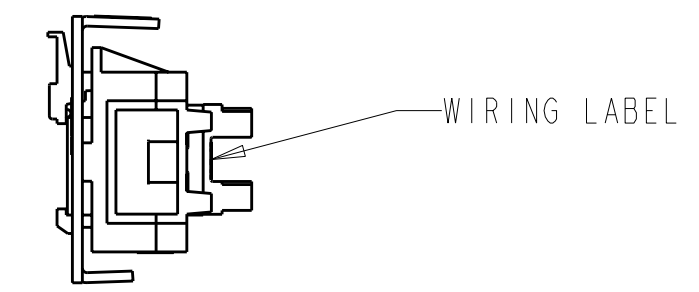
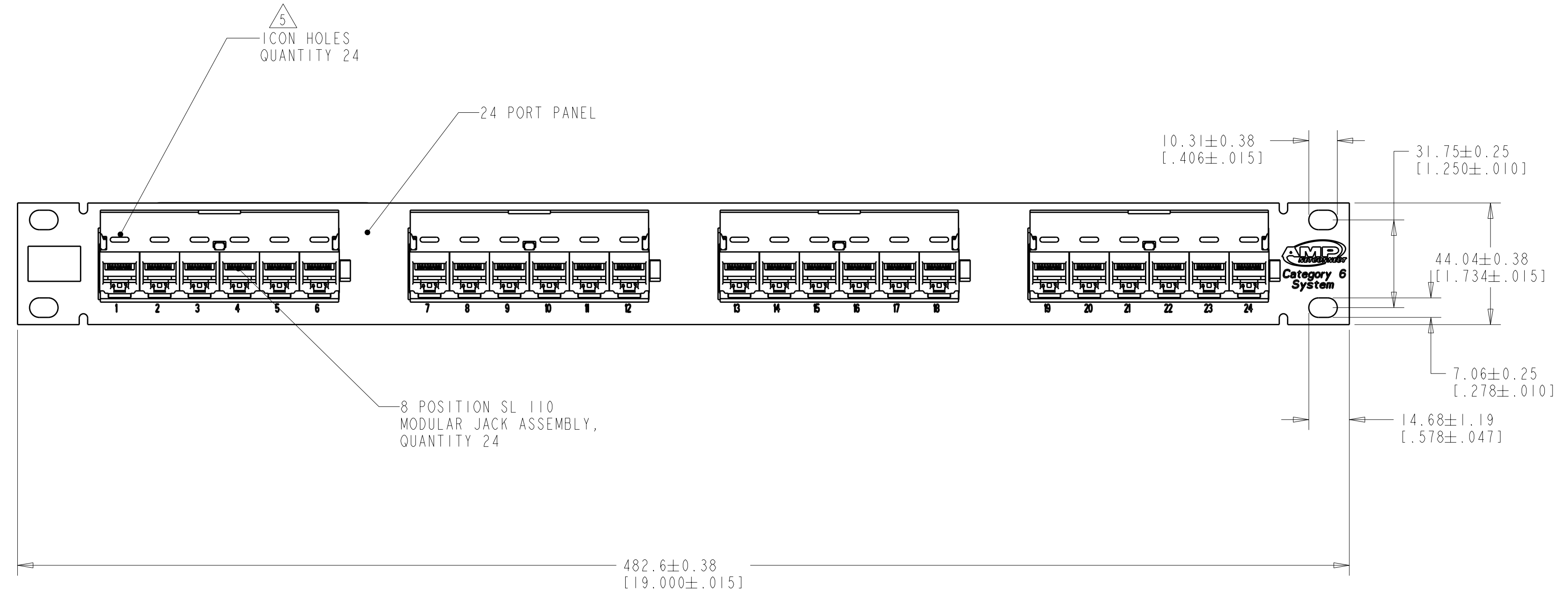
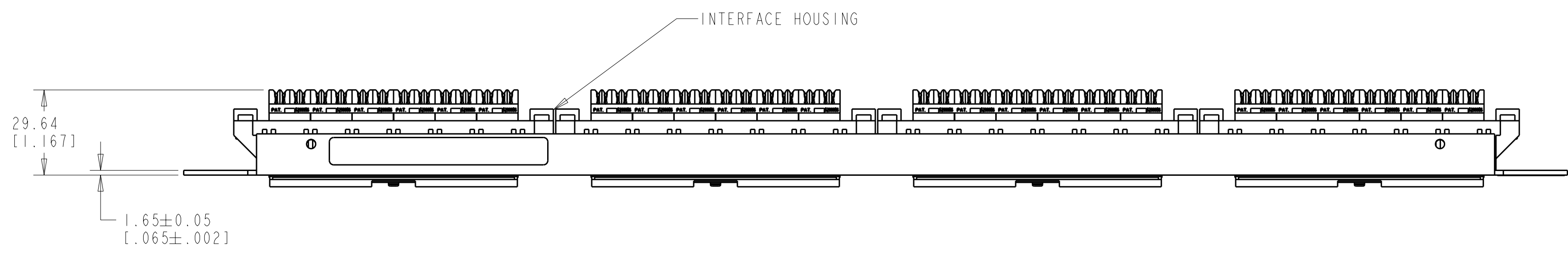


LOC	DIST	REVISIONS			
HM	00	REV	DATE	BY	APPD
		K1	REVESED PER ECO-11-005033	05MAY2011	RK HMR

- 1. MATERIAL:
CONNECTOR HOUSING, INTERFACE: POLYESTER MOLDING COMPOUND, BLACK.
PANEL: BLACK POWDER COAT STEEL WITH WHITE MARKINGS.
- 2. MOUNTING HARDWARE INCLUDED EACH ASSEMBLY:
FOUR, 10-32 X.50 TRILOBULAR SCREWS W/ CAPTIVE STARWASHER.
FOUR, 12-24 X.50 TRILOBULAR SCREWS W/ CAPTIVE STARWASHER.
- 3. FOUR RELEASEABLE CABLE TIES) USED FOR CABLE ORGANIZATION/ROUTING ARE SHIPPED LOOSE. NOT SHOWN ON DRAWING.
- 4. ONE SHEET OF BEZEL LABELS AND ONE SHEET OF COVERS SHIPPED LOOSE. NOT SHOWN ON DRAWING.
- 5. ICONS MAY BE PURCHASED SEPARATELY.
- 6. ONE PACKAGE OF STRAIN RELIEF CLIPS INCLUDED. NOT SHOWN ON DRAWING.
- 7. JACKS BAGGED AND SHIPPED LOOSE.



1375014-2 PART NO.

THIS DRAWING IS A CONTROLLED DOCUMENT.		DWN T. PITTS 10OCT2000	TE Connectivity
DIMENSIONS: MM [INCHES]		CHK L. SMITH 10OCT2000	
TOLERANCES UNLESS OTHERWISE SPECIFIED:		APPD P. DEPE 10OCT2000	NAME PANEL ASSEMBLY, 24 PORT, CAT 6, 110, UNIVERSAL WIRING
9 PLC ±		PRODUCT SPEC 108-1990-3	
1 PLC ±		APPLICATION SPEC 1S408-8419	SIZE CAGE CODE DRAWING NO. RESTRICTED TO A1 00779 C=1375014
5 PLC ±		WEIGHT	
4 PLC ±		CUSTOMER DRAWING	SCALE 4:5 SHEET 1 OF 1 REV K1
ANGLES ±			
FINISH ±			